MJTD

Environmental Monitoring Report
Phase 1 & 2 (Construction Phase)

CONTENTS

[illegible]

1) [illegible]

[illegible]

[illegible]

2) [illegible]

a) [illegible]

[illegible]

[illegible]	[illegible]	[illegible]	[illegible]
[illegible]	[illegible]	[illegible]	[illegible]
[illegible]	[illegible]	[illegible]	[illegible]
[illegible]	[illegible]	[illegible]	[illegible]
[illegible]	[illegible]	[illegible]	[illegible]
[illegible]	[illegible]	[illegible]	[illegible]
[illegible]	[illegible]	[illegible]	[illegible]

[illegible]

b) [illegible]

[illegible]

c) [illegible]

[illegible]

d) [illegible]

[illegible]

e) [illegible]

[illegible]

3. Construction Progress

Thilawa SEZ Zone B Development Project construction activities is submitted enclosed with monthly progress reports from contractor in Appendix F to H.

F. Monthly Progress Report for September, 2018

G. Monthly Progress Report for October, 2018

H. Monthly Progress Report for November, 2018

4. Monitoring Result

Environmental Monitoring Plan report for construction phase implemented according to the following table, reference on Table 10.2-2, Chapter 10, EIA for Industrial Area of Zone-B.

Monitoring Plan (Construction Phase)

Category	Item	Location	Frequency	Remark
Air Quality	NO_2, SO_2, CO, $PM_{2.5}$, PM_{10}	Construction site (1 point)	Once/ 1month	September 2018, Air Quality Monitoring Report
Water Quality	Water temperature, pH, SS, DO, BOD5, (XOD), coliforms, oil and grease, chromium	· Over flow of construction site to the creek (at least 3 sampling points/ mixing point: i) discharge water, ii) upstream water and iii) downstream water · Well near the construction site (1 point)	Once/ 2 month	August 2018, October 2018 Water and Wastewater Quality Monitoring Report
Waste	Amount and kind of solid waste	Construction site	Once/ 3 month	Monthly Progress Reports (September, October, November 2018)
Noise and Vibration	· Noise and vibration level · Traffic Count	Preservation area such as residence around the proposed construction site (at least 1 point) Preservation site such as residence along the route for on-site vehicles (1 point for noise and vibration and 2 points for traffic count)	Once/ 3 month (peak period)	Noise and Vibration Monitoring Report September 2018 Traffic Count Monitoring Report September 2018
Ground Subsidence Hydrology	· Ground water level Ground elevation level · Consumption of ground water amount	Representative (1 point)	Every week	Monthly Progress Reports (September, October, November 2018)
Risk for infectious disease such as AIDS/HIV	Status of measures of infectious disease	Construction site	Once/month	Monthly Progress Reports (September, October, November 2018)
Working conditions (including occupational safety)	Prehension of condition of occupational safety and health Prehension of infectious disease	Construction site	Once/ month	
Accident	Existence of accident	Construction site	As occasion arise	

Language used (monolingual)





[illegible]	[illegible]	[illegible]	[illegible]	[illegible]	[illegible]	[illegible]	[illegible]
[illegible]	[illegible]	[illegible]	[illegible]	[illegible]	[illegible]	[illegible]	[illegible]
[illegible]	[illegible]	[illegible]	[illegible]	[illegible]	[illegible]	[illegible]	[illegible]
[illegible]	[illegible]	[illegible]	[illegible]	[illegible]	[illegible]	[illegible]	[illegible]
[illegible]	[illegible]	[illegible]	[illegible]	[illegible]	[illegible]	[illegible]	[illegible]
[illegible]	[illegible]	[illegible]	[illegible]	[illegible]	[illegible]	[illegible]	[illegible]
[illegible]	[illegible]	[illegible]	[illegible]	[illegible]	[illegible]	[illegible]	[illegible]
[illegible]	[illegible]	[illegible]	[illegible]	[illegible]	[illegible]	[illegible]	[illegible]
[illegible]	[illegible]	[illegible]	[illegible]	[illegible]	[illegible]	[illegible]	[illegible]
[illegible]	[illegible]	[illegible]	[illegible]	[illegible]	[illegible]	[illegible]	[illegible]
[illegible]	[illegible]	[illegible]	[illegible]	[illegible]	[illegible]	[illegible]	[illegible]
[illegible]	[illegible]	[illegible]	[illegible]	[illegible]	[illegible]	[illegible]	[illegible]
[illegible]	[illegible]	[illegible]	[illegible]	[illegible]	[illegible]	[illegible]	[illegible]
[illegible]	[illegible]	[illegible]	[illegible]	[illegible]	[illegible]	[illegible]	[illegible]
[illegible]	[illegible]	[illegible]	[illegible]	[illegible]	[illegible]	[illegible]	[illegible]
[illegible]	[illegible]	[illegible]	[illegible]	[illegible]	[illegible]	[illegible]	[illegible]
[illegible]	[illegible]	[illegible]	[illegible]	[illegible]	[illegible]	[illegible]	[illegible]
[illegible]	[illegible]	[illegible]	[illegible]	[illegible]	[illegible]	[illegible]	[illegible]
[illegible]	[illegible]	[illegible]	[illegible]	[illegible]	[illegible]	[illegible]	[illegible]
[illegible]	[illegible]	[illegible]	[illegible]	[illegible]	[illegible]	[illegible]	[illegible]
[illegible]	[illegible]	[illegible]	[illegible]	[illegible]	[illegible]	[illegible]	[illegible]
[illegible]	[illegible]	[illegible]	[illegible]	[illegible]	[illegible]	[illegible]	[illegible]
[illegible]	[illegible]	[illegible]	[illegible]	[illegible]	[illegible]	[illegible]	[illegible]
[illegible]	[illegible]	[illegible]	[illegible]	[illegible]	[illegible]	[illegible]	[illegible]
[illegible]	[illegible]	[illegible]	[illegible]	[illegible]	[illegible]	[illegible]	[illegible]

Condition	Trend	Scale	Advanced Nature (Value)	Treated in Consolidated	Limited Cash In	Limited Cash Out	Million	Consolidated



[illegible]

[illegible]

[illegible]

[illegible]

CHAPTER 1: INTRODUCTION

1.1. General

Figure 1.1.1 Unsanitary Conditions Affecting Water Quality Monitoring

CHAPTER 2. WATER QUALITY MONITORING

2.1 Monitoring items

[illegible]

[illegible]

[illegible]

2.2 Designation of sampling points

[illegible]

[illegible]

[illegible]

[illegible]

[illegible]

[illegible]

[illegible]

[illegible]

[illegible]

[illegible]

[illegible]

[illegible]

[illegible]

2.3 Monitoring Method

[illegible]

[illegible]

2.4 Monitoring Period

[illegible]

[illegible]

[illegible]

[illegible]

[illegible]

[illegible]

[illegible]

[illegible]	[illegible]	[illegible]	[illegible]
[illegible]	[illegible]	[illegible]	[illegible]
[illegible]	[illegible]	[illegible]	[illegible]
[illegible]	[illegible]	[illegible]	[illegible]

CHAPTER 5 CONCLUSIONS AND RECOMMENDATIONS

[illegible]

[illegible]

[illegible]





APPENDIX 1 ABBREVIATIONS/GLOSSARY

[illegible]

[illegible]

DOWA

bawa

DOWA

A WORKING CONDITIONING MEASURE OF MEDIUM DAMAGE (WCM) (WCM) (WCM)

DCN/1

[illegible]

[illegible]

[illegible]

[illegible]

[illegible]

[illegible]

CHAPTER 1: INTRODUCTION

1.1 General

Figure 1.1: Lorem ipsum dolor sit amet, consectetur adipiscing elit.

CHAPTER 2: WATER QUALITY MONITORING

2.1 Monitoring Items

[illegible]

[illegible]

Table 2.1.1 Monitoring Items for Water Quality

[illegible]

2.2 Environmental Sampling Points

[illegible]

Table 2.2.1 Summary Sampling Points

[illegible]

[illegible]

[illegible] (Bulletproof Panes)

[illegible]

[illegible] (Bulletproof Panes)

[illegible]

[illegible] (Bulletproof Panes)

[illegible]

[illegible] (Bulletproof Panes)

[illegible]

[illegible] (Bulletproof Panes)

[illegible]

[illegible] (Bulletproof Panes)

[illegible]

[illegible] (Bulletproof Panes)

[illegible]

[illegible] (Bulletproof Panes)

[illegible]

2.3 Numerical Format

[illegible]

[illegible]

[illegible]	[illegible]	[illegible]
[illegible]	[illegible]	[illegible]
[illegible]	[illegible]	[illegible]
[illegible]	[illegible]	[illegible]
[illegible]	[illegible]	[illegible]
[illegible]	[illegible]	[illegible]
[illegible]	[illegible]	[illegible]
[illegible]	[illegible]	[illegible]
[illegible]	[illegible]	[illegible]
[illegible]	[illegible]	[illegible]
[illegible]	[illegible]	[illegible]

2.4 Numerical Precision

[illegible]

[illegible]	[illegible]
[illegible]	[illegible]
[illegible]	[illegible]
[illegible]	[illegible]
[illegible]	[illegible]
[illegible]	[illegible]
[illegible]	[illegible]
[illegible]	[illegible]
[illegible]	[illegible]

[illegible]	[illegible]	[illegible]
[illegible]	[illegible]	[illegible]
[illegible]	[illegible]	[illegible]

[illegible] Monitoring Results

[illegible]

[illegible]

[illegible]

[illegible]

Table [illegible] Results of Water Quality Monitoring [illegible]

[illegible]

[illegible]

[illegible]

[illegible]

[illegible]

[illegible]	[illegible]	[illegible]	[illegible]	[illegible]
[illegible]	[illegible]	[illegible]	[illegible]	[illegible]
[illegible]	[illegible]	[illegible]	[illegible]	[illegible]
[illegible]	[illegible]	[illegible]	[illegible]	[illegible]
[illegible]	[illegible]	[illegible]	[illegible]	[illegible]
[illegible]	[illegible]	[illegible]	[illegible]	[illegible]
[illegible]	[illegible]	[illegible]	[illegible]	[illegible]
[illegible]	[illegible]	[illegible]	[illegible]	[illegible]
[illegible]	[illegible]	[illegible]	[illegible]	[illegible]
[illegible]	[illegible]	[illegible]	[illegible]	[illegible]
[illegible]	[illegible]	[illegible]	[illegible]	[illegible]
[illegible]	[illegible]	[illegible]	[illegible]	[illegible]
[illegible]	[illegible]	[illegible]	[illegible]	[illegible]
[illegible]	[illegible]	[illegible]	[illegible]	[illegible]
[illegible]	[illegible]	[illegible]	[illegible]	[illegible]
[illegible]	[illegible]	[illegible]	[illegible]	[illegible]

[illegible]

CHAPTER [illegible] CONCLUSIONS AND RECOMMENDATIONS

[illegible]

[illegible]

[illegible]

[illegible]

[illegible]

[illegible]









LAB
GEM

LAB
GEM

[illegible]

[illegible]

[illegible]

LAB
GEM

LAB
GEM

LAB
GEM

[illegible]

LAB
GEM


LAB
GEM

LAB
GEM

LAB
GEM

LAB
GEM



[illegible]

[illegible]

Аннотация

[illegible]

[illegible]

[illegible]

[illegible]

[illegible] Monitoring Plan

[illegible]

[illegible] Monitoring Locations

[illegible]

Figure [illegible] Locations of Air Quality Monitoring Points

[illegible] Monitoring Period

[illegible]

3.8 Evaluation Method

Figure 3.1 (Observer pre-Formal Evaluating Pole)

3.9 Monitoring Methods

Table 3.1 (Check Scheduling Results Table: Average Daily Low Commodities with Low Availability Medium)

Date			Price		

[illegible]

[illegible]	[illegible]	[illegible]	[illegible]
[illegible]	[illegible]	[illegible]	[illegible]
[illegible]	[illegible]	[illegible]	[illegible]
[illegible]	[illegible]	[illegible]	[illegible]

[illegible]

[illegible]

[illegible]

[illegible]

[illegible]

CHAPTER [illegible] CONCLUSIONS AND RECOMMENDATIONS

[illegible]

[illegible]

[illegible]

1. [illegible]
2. [illegible]
3. [illegible]
4. [illegible]
5. [illegible]

[illegible]

[illegible]

[illegible]

[illegible]

[illegible]

[illegible]



[illegible]

[illegible]

[illegible]

[illegible]

[illegible]

Table [illegible] [illegible] Stomach Cancer Level Interpretation

[illegible]	[illegible]	[illegible]	[illegible]	[illegible]	[illegible]
[illegible]	[illegible]	[illegible]	[illegible]	[illegible]	[illegible]
[illegible]	[illegible]	[illegible]	[illegible]	[illegible]	[illegible]
[illegible]	[illegible]	[illegible]	[illegible]	[illegible]	[illegible]
[illegible]	[illegible]	[illegible]	[illegible]	[illegible]	[illegible]

CHAPTER 2: WORK AND VARIABILITY LEVELS OF OPTIMIZE

2.1 Monitoring Role

[illegible]

Table 2.1: Monitoring Equipment Provided Within Our Lab

[illegible]	[illegible]
[illegible]	[illegible]

2.2 Monitoring Location

[illegible]

Image 2.2: Vibration Sensor Vibration Level Monitoring Device.

2.4 Monitoring Method

Gambar 2.7 [illegible]

2.4 Monitoring Results

Noise Monitoring Results

Noise monitoring results are separated daytime (6:00 AM to 10:00 PM), evening time (10:00 PM to 6:00 AM) time frames for NV-1 and daytime (7:00 AM to 7:00 PM), evening time (7:00 PM to 10:00 PM), and night time (10:00 PM to 7:00 AM) time frames respectively for NV-2. Noise measurement was carried out for one location on a 24-hour basis. The monitoring results are summarized in Table 2.4-1 and Table 2.4-2. Hourly noise level (L_{Aeq}) monitoring results at NV-1 and NV-2 are shown in Table 2.4-3 and Table 2.4-4. Figure 2.4-1 and 2.4-2 showed the results of noise level (L_{Aeq}) at NV-1 and NV-2. Comparing with the target value of noise level in construction stage prescribed in EIA report for Thilawa SEZ development project Zone B, all results were under the target values.

Table 2.4-1 Results of Noise Levels (L_{Aeq}) Monitoring at NV-1

Date	(Traffic Noise Level) Equivalent Noise Level (L_{Aeq} dB)	
	Day Time (6:00 AM – 10:00 PM)	Night Time (10:00 PM – 6:00 AM)
5th September – 6th September, 2018	60	54
Target Value	75	70

Note: Target value is applied to the noise standard along main road stipulated in the Noise Regulation Law (Japan) (Law No. 98 of 1968, Latest Amendment by Law No.91 of 2000).

Table 2.4-2 Results of Noise Levels (L_{Aeq}) Monitoring at NV-2

Date	(Residential area & monastery located less than 150m from the construction site) Equivalent Noise Level (L_{Aeq} dB)		
	Day Time (7:00 AM – 7:00 PM)	Evening Time (7:00 PM – 10:00 PM)	Night Time (10:00 PM – 7:00 AM)
4th September – 5th September, 2018	51	50	52
Target Value	75	60	55

Note: Target value is applied to the noise level during the construction stage in the EIA Report for Thilawa SEZ Development Project (Industrial Area of Zone B).

[illegible]

[illegible]

[illegible]

[illegible]

[illegible]

[illegible]

Table 2.4-7 Results of Hourly Vibration Levels (L_{v10}) Monitoring at NV-1

Date	5th – 6th September 2018	(L_{v10}, dB) Each Category	(L_{v10}, dB) Target Value	Remark
Time	L_{v10} (NV-1)			
7:00-8:00	40	41	70	No Construction Activity
8:00-9:00	39			Steel plate placing and access repairing work
9:00-10:00	40			
10:00-11:00	40			
11:00-12:00	42			
12:00-13:00	42			
13:00-14:00	42			
14:00-15:00	39			
15:00-16:00	40			
16:00-17:00	42			
17:00-18:00	43			
18:00-19:00	40			
19:00-20:00	34	34	70	No Construction Activity
20:00-21:00	32			
21:00-22:00	33			
22:00-23:00	29	29	65	
23:00-24:00	29			
24:00-1:00	31			
1:00-2:00	23			
2:00-3:00	23			
3:00-4:00	23			
4:00-5:00	23			
5:00-6:00	24			
6:00-7:00	25			

VI. CONCLUSIÓN Y RECOMENDACIÓN

[illegible]

[illegible]

[illegible]

[illegible]

[illegible]

[illegible]

CHAPTER 6 CONTEXTUAL INFORMATION ENVIRONMENTS

6.1 Overview

[illegible]

6.2 Models of Mobile[illegible]

[illegible]

[illegible]



[illegible] Location

Figure [illegible] Location of [illegible] Valuer Workshop [illegible]

[illegible]

[illegible]

Figure [illegible] Roadside Traffic Volume Monitoring [illegible]

[illegible]

[illegible]

Table [illegible] Inventory of Traffic Volume Recorded [illegible]

[illegible]	[illegible]	[illegible]	[illegible]	[illegible]	[illegible]	[illegible]	[illegible]
	[illegible]	[illegible]	[illegible]	[illegible]	[illegible]	[illegible]	[illegible]
	[illegible]	[illegible]	[illegible]	[illegible]	[illegible]	[illegible]	[illegible]

[illegible]

[illegible]

[illegible]

[illegible]	[illegible]	[illegible]	[illegible]	[illegible]	[illegible]	[illegible]	[illegible]	[illegible]
[illegible]	[illegible]	[illegible]	[illegible]	[illegible]	[illegible]	[illegible]	[illegible]	[illegible]
[illegible]	[illegible]	[illegible]	[illegible]	[illegible]	[illegible]	[illegible]	[illegible]	[illegible]
[illegible]	[illegible]	[illegible]	[illegible]	[illegible]	[illegible]	[illegible]	[illegible]	[illegible]
[illegible]	[illegible]	[illegible]	[illegible]	[illegible]	[illegible]	[illegible]	[illegible]	[illegible]
[illegible]	[illegible]	[illegible]	[illegible]	[illegible]	[illegible]	[illegible]	[illegible]	[illegible]
[illegible]	[illegible]	[illegible]	[illegible]	[illegible]	[illegible]	[illegible]	[illegible]	[illegible]

[illegible] AND INDIRECT IMPLICATIONS

[illegible]

End of Document